

CRYSTAL OSCILLATOR

PROGRAMMABLE

OUTPUT : CMOS

SG-8003 series


- Frequency range : 1 MHz to 166 MHz
- Supply voltage : 1.8 V / 2.5 V / 3.0 V / 3.3 V
- Function : Output enable(OE) or Standby(\overline{ST})

- Short mass production lead time by PLL technology.
 - SG-Writer available to purchase.
- Please contact Epson or local sales representative.



Product Number (please contact us)

CG :X1G004xx1xxxx00
 CE :Q33519Exxxxxx00
 CA :X1G003xx1xxxx00
 JF :X1G003xxxxxx00



Specifications (characteristics)

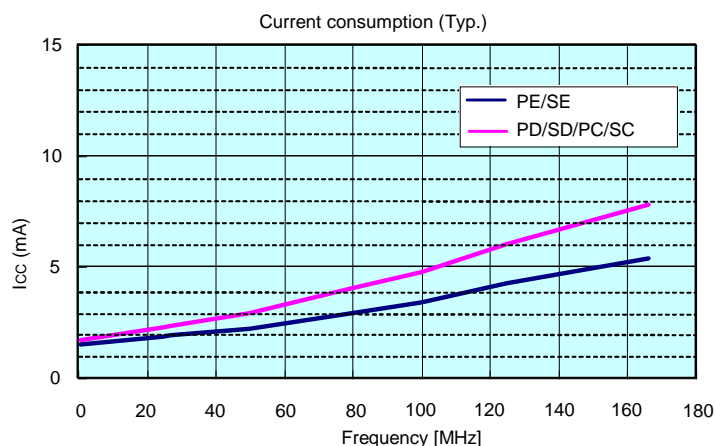
Item	Symbol	Specifications			Conditions / Remarks
		PE / SE	PD / SD	PC / SC	
Output frequency range	f_0	1 MHz to 166 MHz			
Supply voltage	V_{CC}	1.8 V Typ. 1.6 V to 2.2 V	2.5 V Typ. 2.2 V to 2.8 V	3.3 V Typ. 2.7 V to 3.6 V	
Storage temperature	T_{stg}	-40 °C to +85 °C			Storage as single product.
Operating temperature	T_{use}	-20 °C to +70 °C / -40 °C to +85 °C			
Frequency tolerance	f_{tol}	B: $\pm 50 \times 10^{-6}$, C: $\pm 100 \times 10^{-6}$			-20 °C to +70 °C
		L: $\pm 50 \times 10^{-6}$, M: $\pm 100 \times 10^{-6}$			-40 °C to +85 °C
Current consumption	I_{CC}	3.5 mA Max.	4.0 mA Max.		No load condition, 1 MHz $\leq f_0 \leq 25$ MHz
		5.0 mA Max.	6.5 mA Max.		No load condition, 25 MHz $< f_0 \leq 50$ MHz
		6.0 mA Max.	8.5 mA Max.		No load condition, 50 MHz $< f_0 \leq 75$ MHz
		7.0 mA Max.	10.5 mA Max.		No load condition, 75 MHz $< f_0 \leq 100$ MHz
		8.5 mA Max.	12.5 mA Max.		No load condition, 100 MHz $< f_0 \leq 125$ MHz
		10.0 mA Max.	15.0 mA Max.		No load condition, 125 MHz $< f_0 \leq 166$ MHz
Output disable current	I_{dis}	8 mA Max.			OE=GND (PE,PD,PC)
Stand-by current	I_{std}	50 μ A Max.			\overline{ST} =GND (SE,SD,SC)
Symmetry	SYM	45 % to 55 %			50 % V_{CC} level, $L_{CMOS} \leq 15$ pF
Output voltage	V_{OH}	90 % V_{CC} Min.		$V_{CC} - 0.4$ V Min.	$I_{OH} = -4$ mA (PD,SD,PE,SE), -8.0 mA (PC,SC)
	V_{OL}	10 % V_{CC} Max.		0.4 V Max.	$I_{OL} = 4$ mA (PD,SD,PE,SE), 8.0 mA (PC,SC)
Output load condition (CMOS)	L_{CMOS}	15 pF Max.			
Input voltage	V_{IH}	80 % V_{CC} Min.			OE terminal or \overline{ST} terminal
	V_{IL}	20 % V_{CC} Max.			
Rise and Fall time	t_r / t_f	5.0 ns Max.			1 MHz $\leq f_0 < 80$ MHz 20 % V_{CC} to 80 % V_{CC}
		2.5 ns Max.			80 MHz $\leq f_0 \leq 166$ MHz level, $L_{CMOS} = 15$ pF
Start-up time	t_{str}	5 ms Max.			$t = 0$ at 90 % V_{CC}
Frequency aging	f_{aging}	$\pm 3 \times 10^{-6}$ / year Max.			+25 °C, First year, $V_{CC} = 1.8$ V, 2.5 V, 3.3 V

Product Name (Standard form) **SG-8003 CG 166.000000MHz P E B**
 ① Model ② Package type ③ Frequency
 ④ Function (P: Output enable, S: Standby)
 ⑤ Supply voltage ⑥ Frequency tolerance

⑤ Supply voltage
C 3.3 V Typ.
D 2.5 V Typ.
E 1.8 V Typ.

⑥ Frequency tolerance
B $\pm 50 \times 10^{-6}$ / -20 to +70 °C
C $\pm 100 \times 10^{-6}$ / -20 to +70 °C
L $\pm 50 \times 10^{-6}$ / -40 to +85 °C
M $\pm 100 \times 10^{-6}$ / -40 to +85 °C

Current consumption

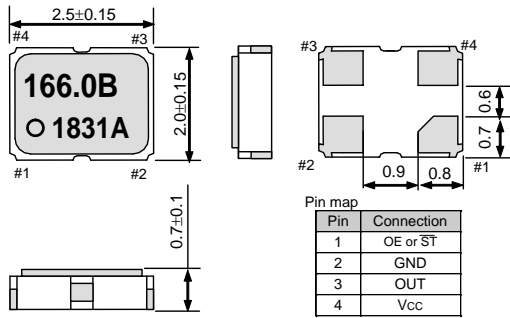


External dimensions

(Unit:mm)

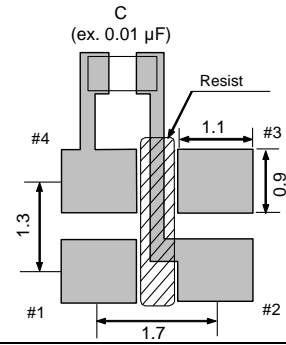
SG-8003CG

Actual size



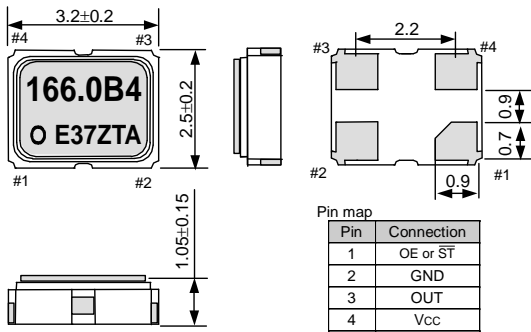
SG-8003CG

(Unit:mm)

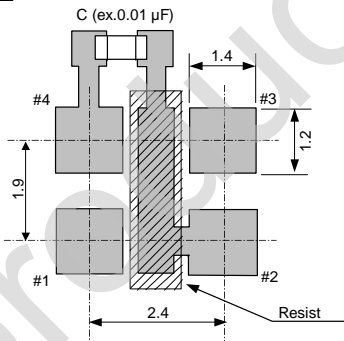


SG-8003CE

Actual size

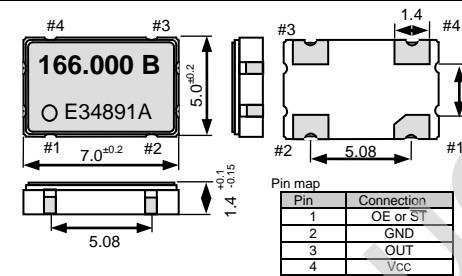


SG-8003CE

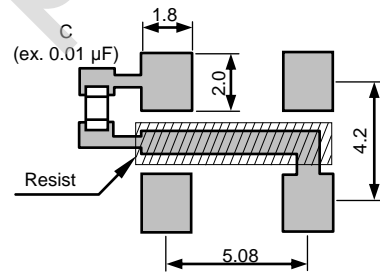


SG-8003CA

Actual size

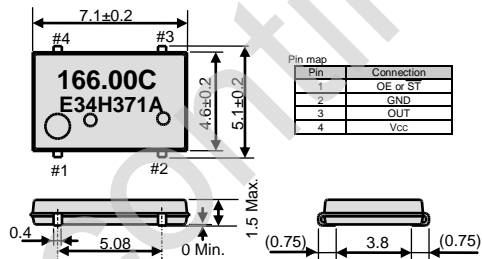



SG-8003CA

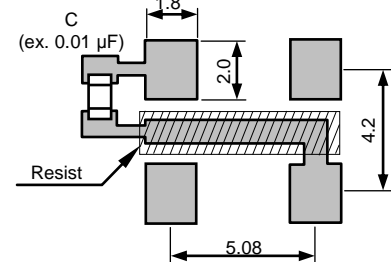


SG-8003JF

Actual size



SG-8003JF



Note.

OE Pin (PE, PD, PC)
 OE Pin = "H" or "open" : Specified frequency output.
 OE Pin = "L" : Output is low level (weak pull - down)

ST Pin (SE, SD, SC)
 ST Pin = "H" or "open" : Specified frequency output.
 ST Pin = "L" : Output is low level (weak pull - down), oscillation stops.

To maintain stable operation, provide a 0.01µF to 0.1µF by-pass capacitor at a location as near as possible to the power source terminal of the crystal product (between Vcc - GND).

PROMOTION OF ENVIRONMENTAL MANAGEMENT SYSTEM CONFORMING TO INTERNATIONAL STANDARDS

At Seiko Epson, all environmental initiatives operate under the Plan-Do-Check-Action (PDCA) cycle designed to achieve continuous improvements. The environmental management system (EMS) operates under the ISO 14001 environmental management standard.

All of our major manufacturing and non-manufacturing sites, in Japan and overseas, completed the acquisition of ISO 14001 certification.

ISO 14000 is an international standard for environmental management that was established by the International Standards Organization in 1996 against the background of growing concern regarding global warming, destruction of the ozone layer, and global deforestation.





WORKING FOR HIGH QUALITY

In order provide high quality and reliable products and services than meet customer needs,

Seiko Epson made early efforts towards obtaining ISO9000 series certification and has acquired ISO9001 for all business establishments in Japan and abroad. We have also acquired ISO/TS 16949 certification that is requested strongly by major automotive manufacturers as standard.

ISO/TS16949 is the international standard that added the sector-specific supplemental requirements for automotive industry based on ISO9001.

► Explanation of the mark that are using it for the catalog

	► Pb free.
	► Complies with EU RoHS directive. *About the products without the Pb-free mark. Contains Pb in products exempted by EU RoHS directive. (Contains Pb in sealing glass, high melting temperature type solder or other.)
	► Designed for automotive applications such as Car Multimedia, Body Electronics, Remote Keyless Entry etc.
	► Designed for automotive applications related to driving safety (Engine Control Unit, Air Bag, ESC etc).

Notice

- This material is subject to change without notice.
- Any part of this material may not be reproduced or duplicated in any form or any means without the written permission of Seiko Epson.
- The information about applied data, circuitry, software, usage, etc. written in this material is intended for reference only. Seiko Epson does not assume any liability for the occurrence of customer damage or infringing on any patent or copyright of a third party. This material does not authorize the licensing for any patent or intellectual copyrights.
- When exporting the products or technology described in this material, you should comply with the applicable export control laws and regulations and follow the procedures required by such laws and regulations.
- You are requested not to use the products (and any technical information furnished, if any) for the development and/or manufacture of weapon of mass destruction or for other military purposes. You are also requested that you would not make the products available to any third party who may use the products for such prohibited purposes.
- These products are intended for general use in electronic equipment. When using them in specific applications that require extremely high reliability, such as the applications stated below, you must obtain permission from Seiko Epson in advance.
/ Space equipment (artificial satellites, rockets, etc.) / Transportation vehicles and related (automobiles, aircraft, trains, vessels, etc.) / Medical instruments to sustain life / Submarine transmitters / Power stations and related / Fire work equipment and security equipment / traffic control equipment / and others requiring equivalent reliability.
- All brands or product names mentioned herein are trademarks and/or registered trademarks of their respective.